

Ed . :

Ma a F c
Sc f Ec c a d P ca Sc c
D a f Ec c
B da . a . 8
CH-9000 S . a
P +41 71 4 3 5
Fa +41,71 4 31 35
E a . . . c

P . :

Sc f Ec c a d P ca Sc c
D a f Ec c
f S . a
B da . a . 8
CH-9000 S . a
P +41 71 4 3 5
Fa +41 71 4 31 35
:// . . . c

E c . c P ca :

B C.

A . add :

B C.
S . I . f . l a a Ec c a d A d
Ec c R a c SIAW-HS
B da . a 8
CH-9000 S . a
P +41 71 43159
Fa +41 71 4 98
E ac
Wc

¹ I a B S. F , a d K . c , Ha .-P K , M c a L c , a M a c , Ka a R . , a d J . W , a a a a c a a a a a f . f c . F , l a d d P a S d C f P a a f . d MDICP da a . c f d d , NICHD , a . R01HD053781 C . f H M . d a d M a a L -l c C , R01HD044 8 AIDS/HIV R , M a a a d S a R a M a a , R01HD/MH41713 d , C a a N , a d D a STD .

-
-
-

3 Data and Descriptive Statistics

4 HIV Prevention and Effort

$$y_{it} = x_{it} \beta + \alpha_i + \gamma_t + \epsilon_{it}$$

for $t = 1998, 2001, 2004, 2006, 2008$


$$E(\epsilon_{it} | x_{it}) = E(\epsilon_{it}) = 0$$



$$E(\epsilon_{it} | x_{it}) = 0$$

6 Concl sions

References

Appendix





$a + bx_{it}$

u_i

u_i

u_i

u_i

u_i

$a + bx_{it}$

u_i

u_i

u_i

u_i

u_i

